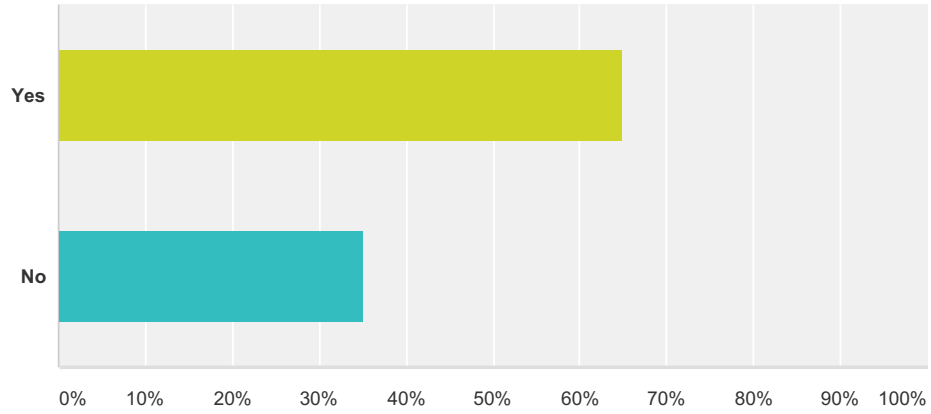


Q1 Was the 2016 caucus the first Republican caucus you have been able to attend in the past 8 years?

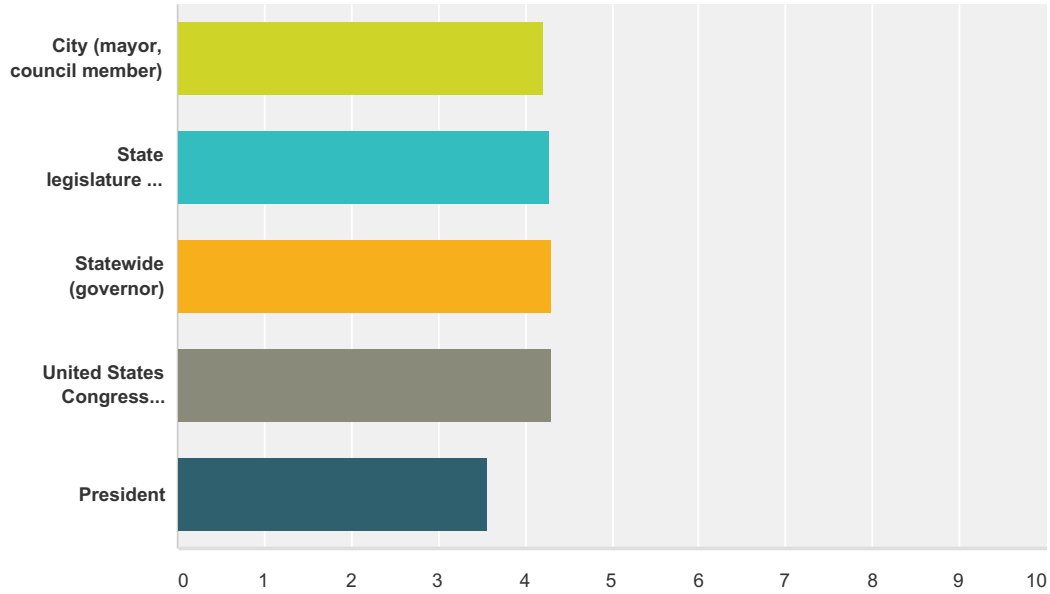
Answered: 140 Skipped: 0



Answer Choices	Responses	Count
Yes	65.00%	91
No	35.00%	49
Total		140

Q2 Individual candidates and the issues differ from local to state to national levels. Thinking of recent elections (2012 to 2016), how likely are you to support a Republican candidate at the following levels?

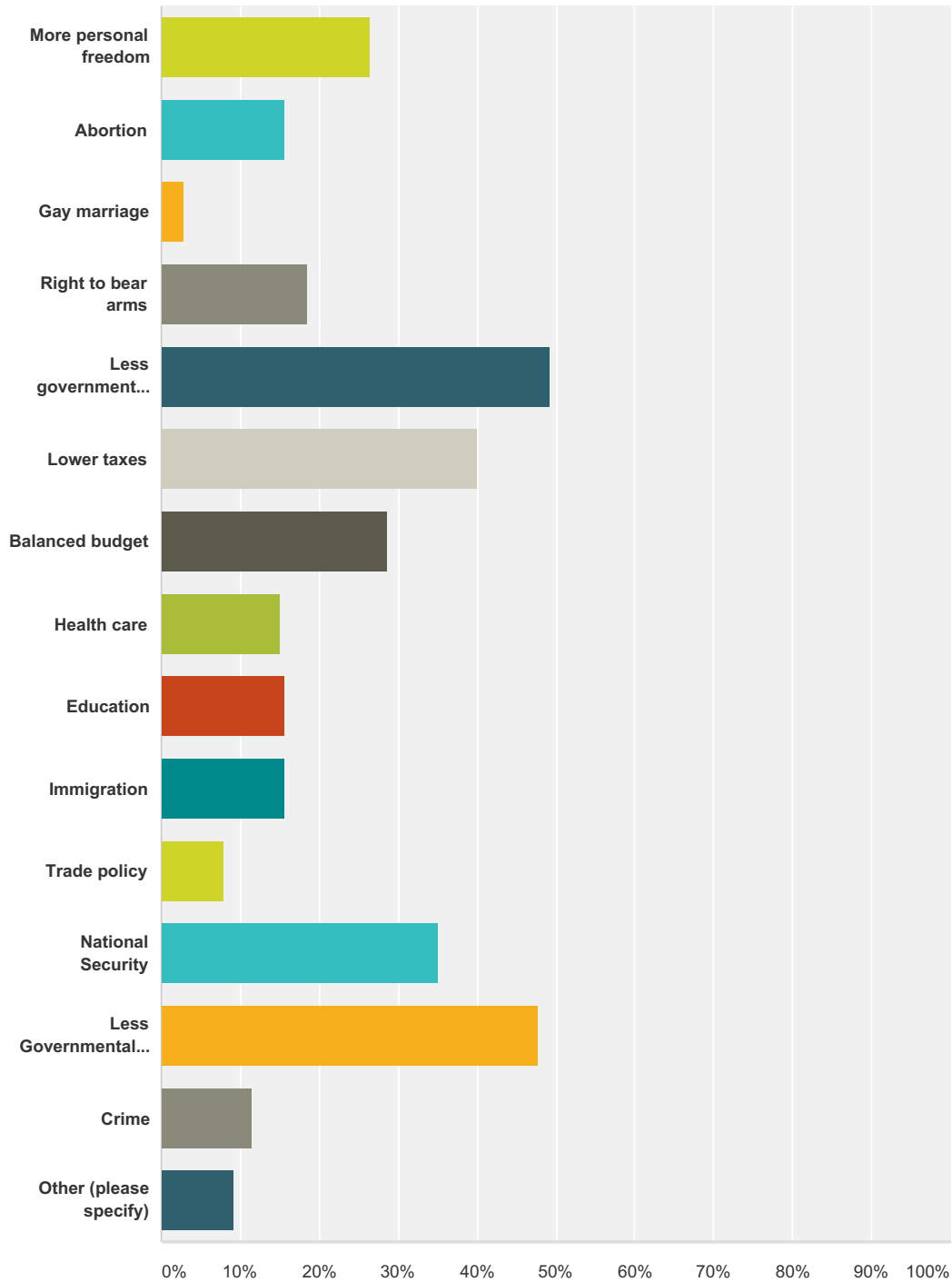
Answered: 140 Skipped: 0



	Not at all likely	Slightly likely	Moderately likely	Very likely	Extremely likely	Total	Weighted Average
City (mayor, council member)	2.14% 3	5.00% 7	10.71% 15	32.86% 46	49.29% 69	140	4.22
State legislature (MN House, MN State)	1.43% 2	4.29% 6	12.86% 18	28.57% 40	52.86% 74	140	4.27
Statewide (governor)	2.86% 4	3.57% 5	9.29% 13	29.29% 41	55.00% 77	140	4.30
United States Congress (House, Senate)	1.43% 2	5.00% 7	10.00% 14	28.57% 40	55.00% 77	140	4.31
President	16.55% 23	10.07% 14	12.95% 18	20.14% 28	40.29% 56	139	3.58

Q3 Which of these issues are the most important reasons why you support Republican candidates? Please select your top 3.

Answered: 140 Skipped: 0

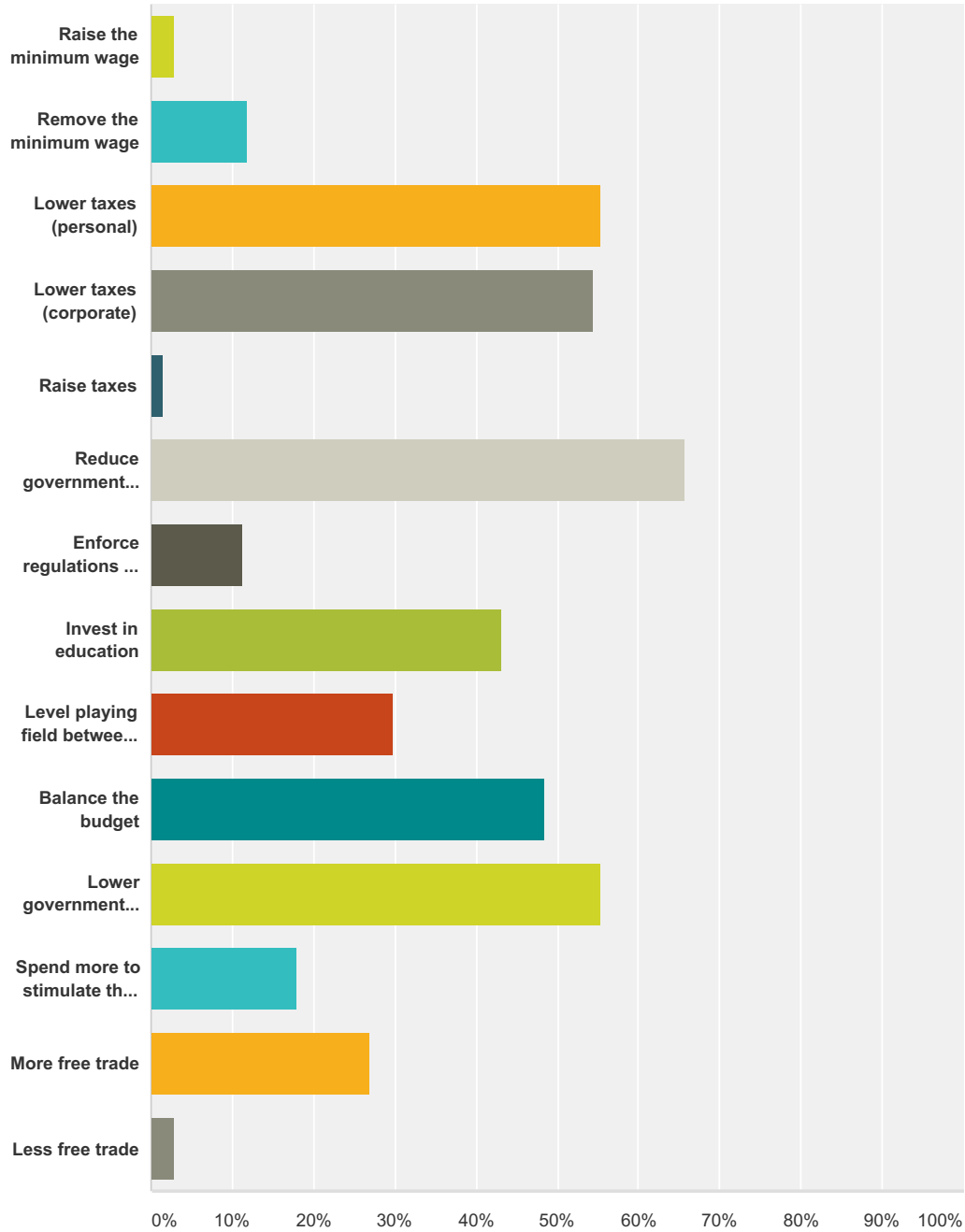


Answer Choices	Responses
More personal freedom	26.43%

Abortion	15.71%	22
Gay marriage	2.86%	4
Right to bear arms	18.57%	26
Less government spending	49.29%	69
Lower taxes	40.00%	56
Balanced budget	28.57%	40
Health care	15.00%	21
Education	15.71%	22
Immigration	15.71%	22
Trade policy	7.86%	11
National Security	35.00%	49
Less Governmental Regulation	47.86%	67
Crime	11.43%	16
Other (please specify)	9.29%	13
Total Respondents: 140		

Q4 What steps should the government take to help the economy and people get well-paying jobs? (Select all that apply)

Answered: 134 Skipped: 6

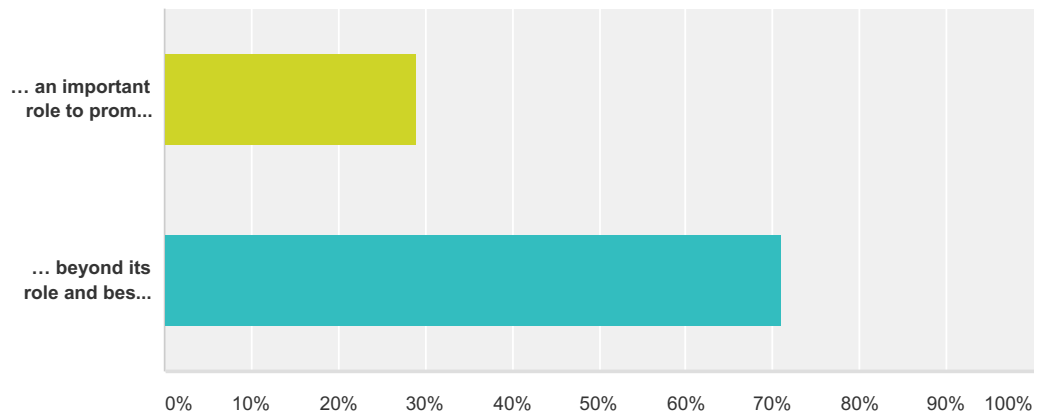


Answer Choices	Responses
Raise the minimum wage	2.99% 4
Remove the minimum wage	11.94% 16
Lower taxes (personal)	55.22% 74

Lower taxes (corporate)	54.48%	73
Raise taxes	1.49%	2
Reduce government regulation	65.67%	88
Enforce regulations to help individuals against corporations	11.19%	15
Invest in education	43.28%	58
Level playing field between big and small businesses	29.85%	40
Balance the budget	48.51%	65
Lower government spending	55.22%	74
Spend more to stimulate the economy (e.g., infrastructure)	17.91%	24
More free trade	26.87%	36
Less free trade	2.99%	4
Total Respondents: 134		

Q5 Government programs to help some people more than other people are...

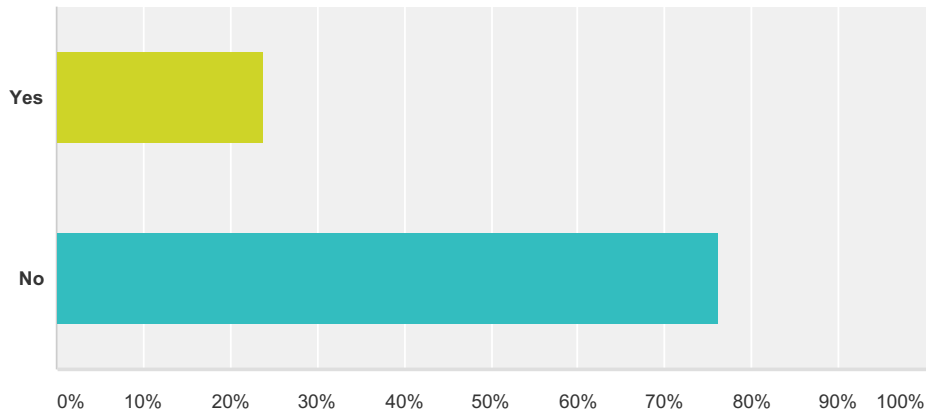
Answered: 134 Skipped: 6



Answer Choices	Responses
... an important role to promote fairness.	29.10% 39
... beyond its role and best left to individuals.	70.90% 95
Total	134

Q6 Is inequality of income/wealth a task for the government to address?

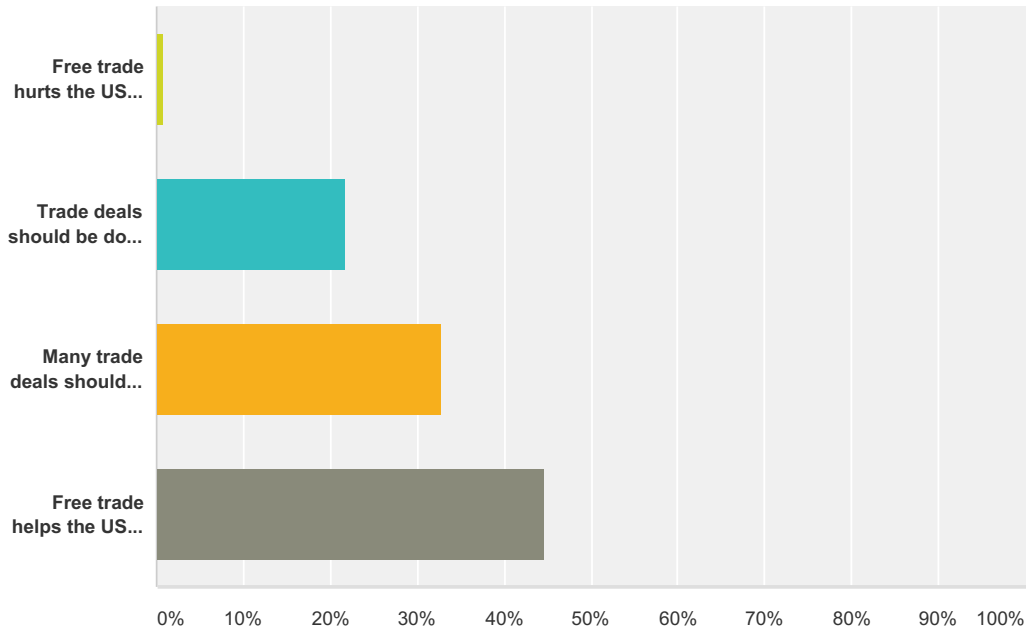
Answered: 134 Skipped: 6



Answer Choices	Responses	
Yes	23.88%	32
No	76.12%	102
Total		134

Q7 Trade with other countries has been in the news quite a bit. Which of the following best describes your views on international trade?

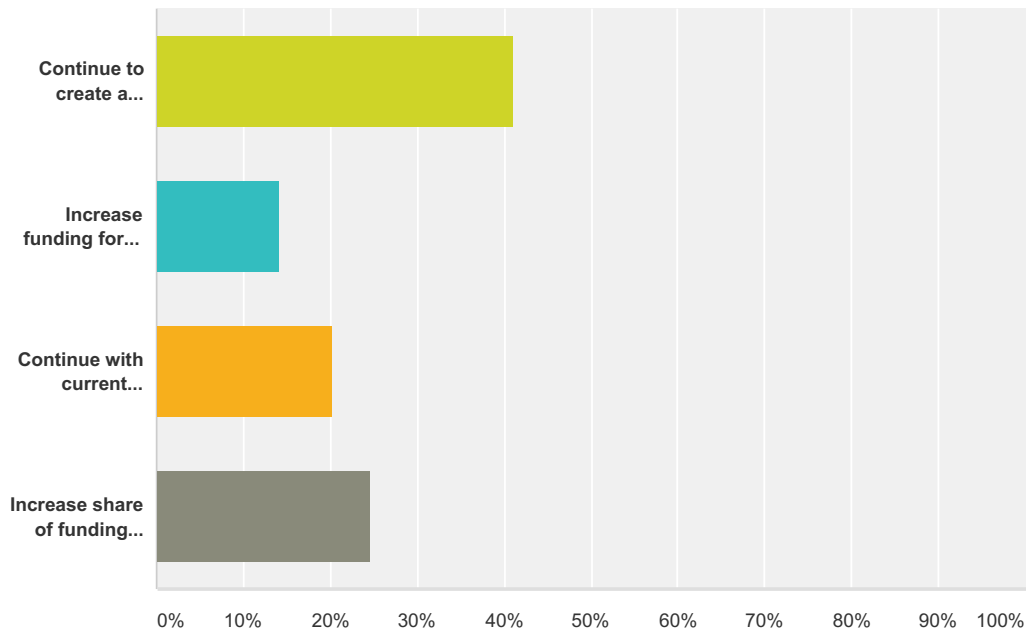
Answered: 134 Skipped: 6



Answer Choices	Responses
Free trade hurts the US economy and should be avoided	0.75% 1
Trade deals should be done on a limited basis	21.64% 29
Many trade deals should be pursued with agreed regulations	32.84% 44
Free trade helps the US economy and pursued as broadly as possible	44.78% 60
Total	134

Q8 Which of the following best describes your views on local transportation issues?

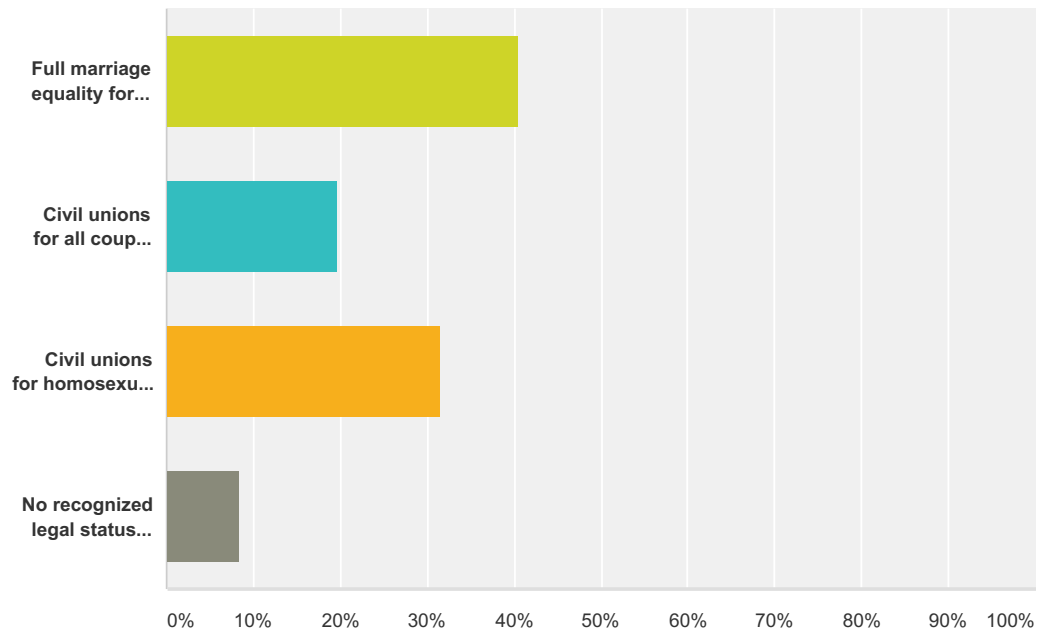
Answered: 134 Skipped: 6



Answer Choices	Responses
Continue to create a light-rail system around the Twin Cities	41.04% 55
Increase funding for buses as preferred public transportation option	14.18% 19
Continue with current transportation approach without light-rail	20.15% 27
Increase share of funding devoted to roads for cars / private vehicles	24.63% 33
Total	134

Q9 Which of the following best describes your views on gay marriage?

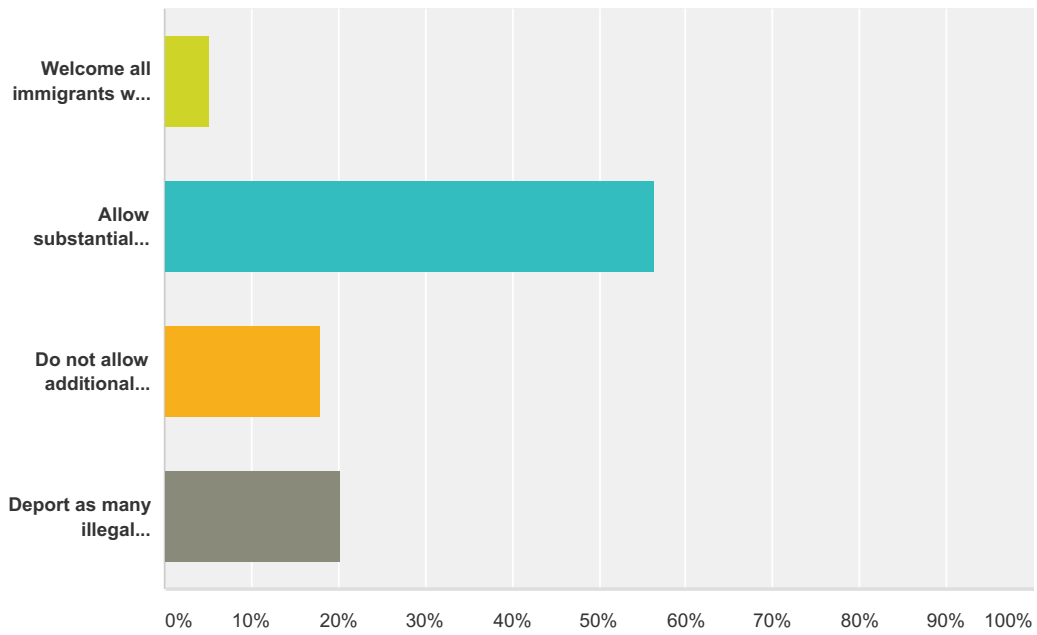
Answered: 133 Skipped: 7



Answer Choices	Responses	Count
Full marriage equality for homosexual and straight couples	40.60%	54
Civil unions for all couples (homosexual and straight)	19.55%	26
Civil unions for homosexual couples, marriage for straight couples	31.58%	42
No recognized legal status for homosexual couples	8.27%	11
Total		133

Q10 Which of the following best describes your views on immigration?

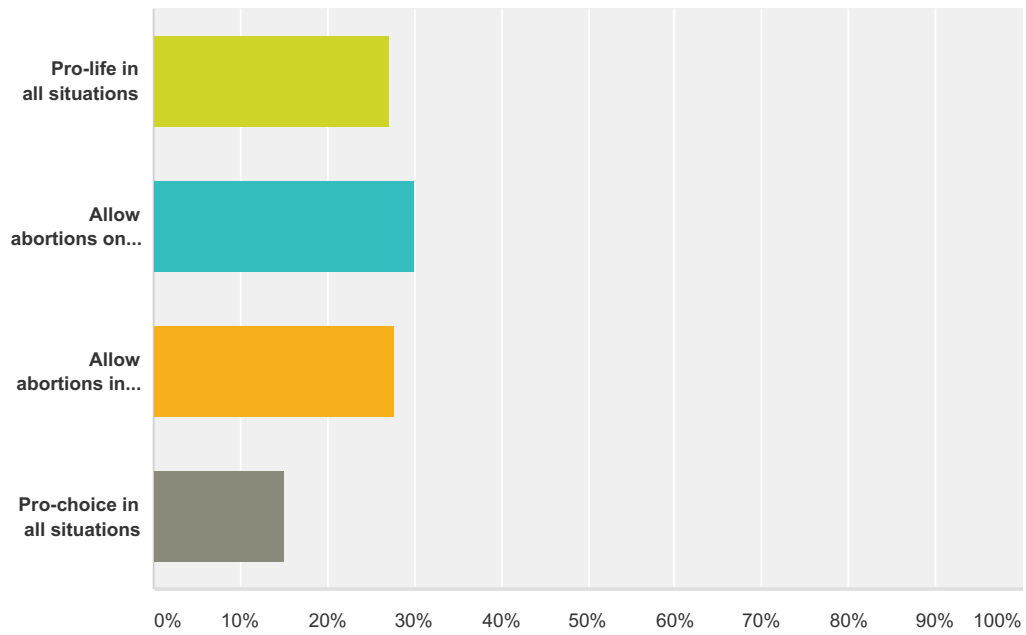
Answered: 133 Skipped: 7



Answer Choices	Responses
Welcome all immigrants who want to become Americans	5.26% 7
Allow substantial additional immigration (limited to legal)	56.39% 75
Do not allow additional immigration unless special connection (e.g., family, country of origin)	18.05% 24
Deport as many illegal immigrants as possible	20.30% 27
Total	133

Q11 Which of the following best describes your views on abortion?

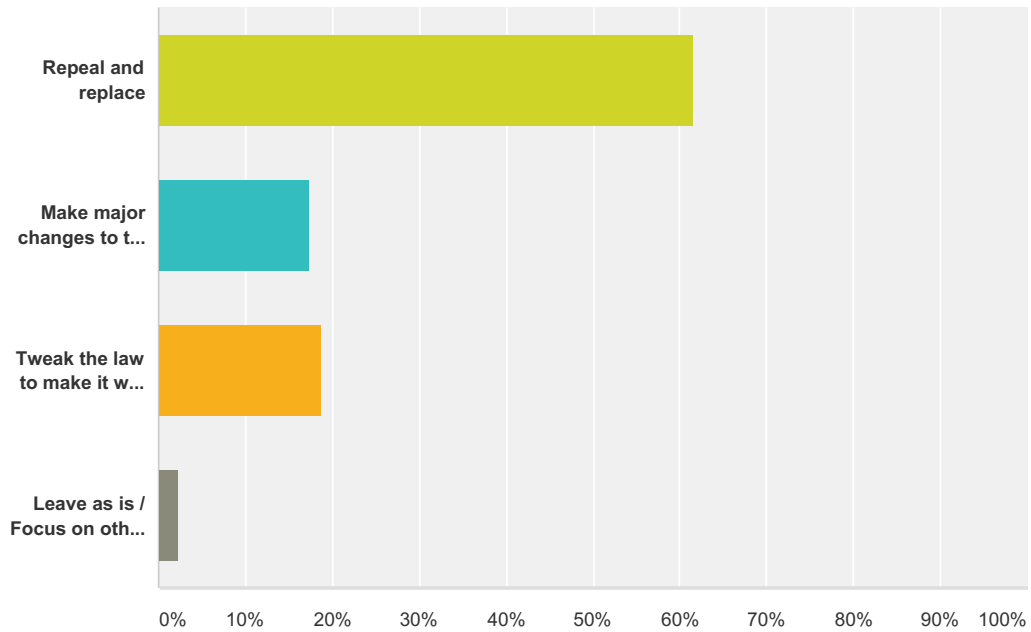
Answered: 133 Skipped: 7



Answer Choices	Responses
Pro-life in all situations	27.07% 36
Allow abortions only in the case of rape or incest	30.08% 40
Allow abortions in first two trimesters, not in third	27.82% 37
Pro-choice in all situations	15.04% 20
Total	133

Q12 How do you want Republicans to address the Affordable Care Act (Obamacare)?

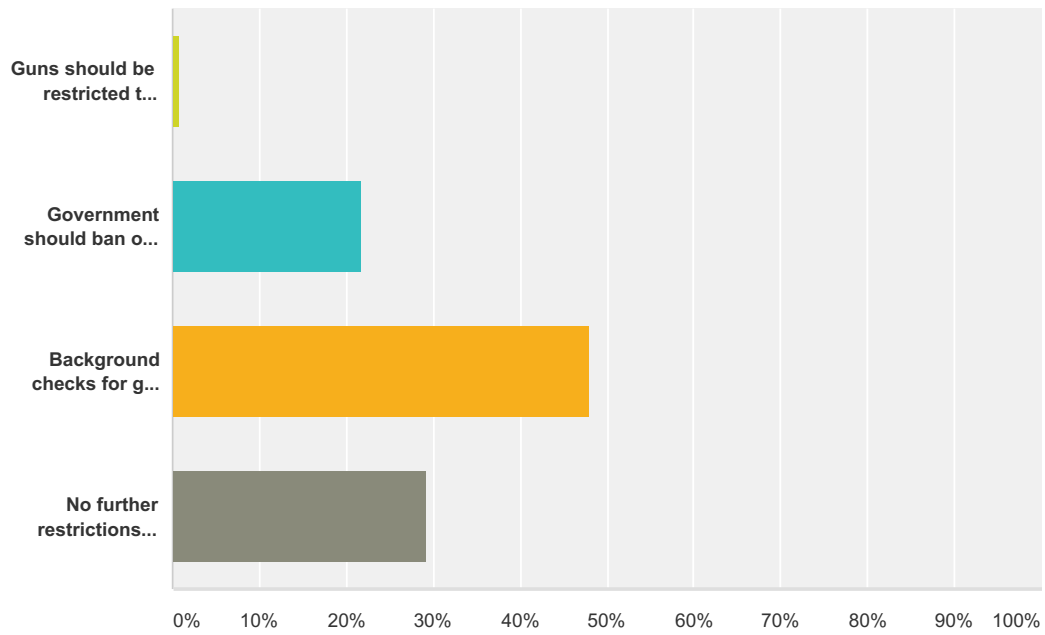
Answered: 133 Skipped: 7



Answer Choices	Responses
Repeal and replace	61.65% 82
Make major changes to the law	17.29% 23
Tweak the law to make it work better	18.80% 25
Leave as is / Focus on other priorities	2.26% 3
Total	133

Q13 Which of the following best describes your views on firearms?

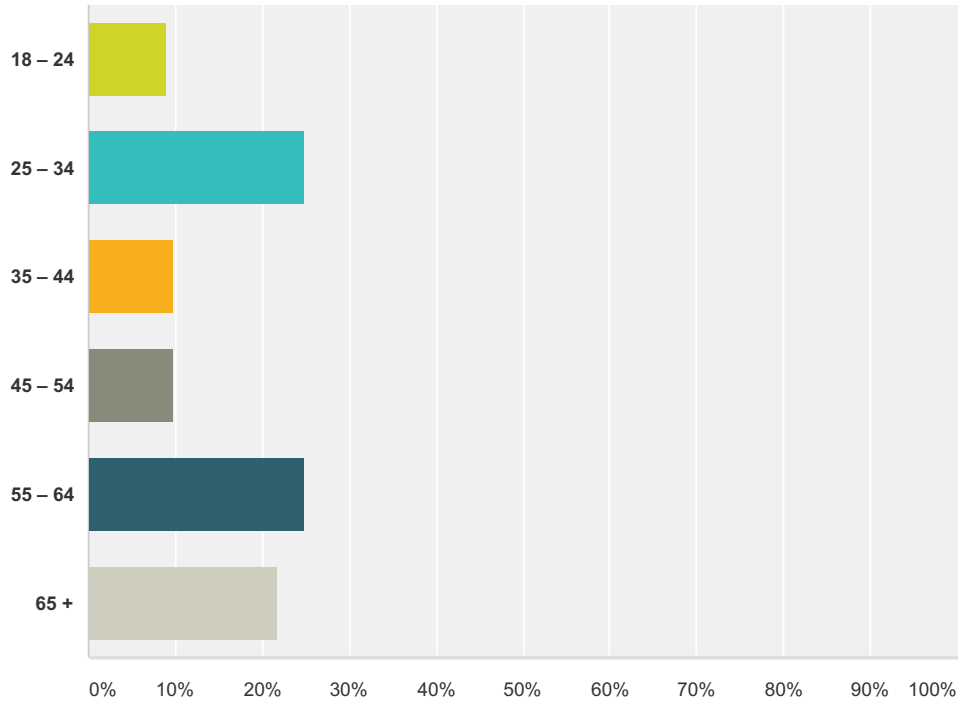
Answered: 133 Skipped: 7



Answer Choices	Responses
Guns should be restricted to the police and military	0.75% 1
Government should ban or restrict more types of guns	21.80% 29
Background checks for gun shows using existing rules	48.12% 64
No further restrictions on gun ownership	29.32% 39
Total	133

Q14 What is your age?

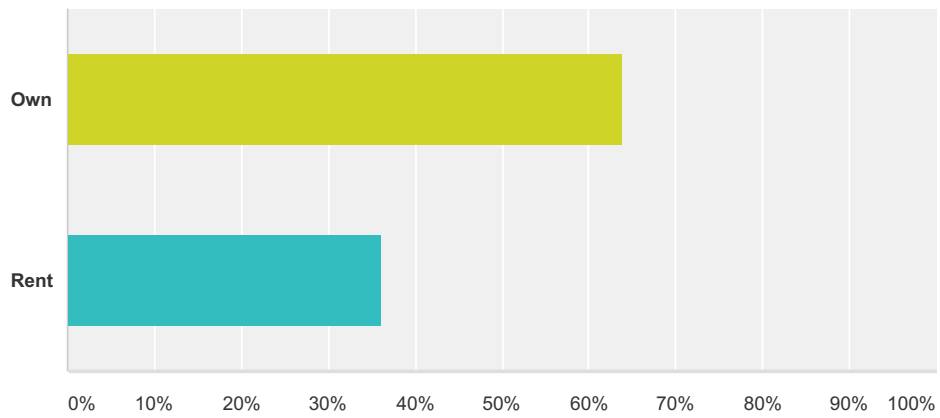
Answered: 133 Skipped: 7



Answer Choices	Responses	
18 - 24	9.02%	12
25 - 34	24.81%	33
35 - 44	9.77%	13
45 - 54	9.77%	13
55 - 64	24.81%	33
65 +	21.80%	29
Total		133

Q15 Do you rent or own your home where you live?

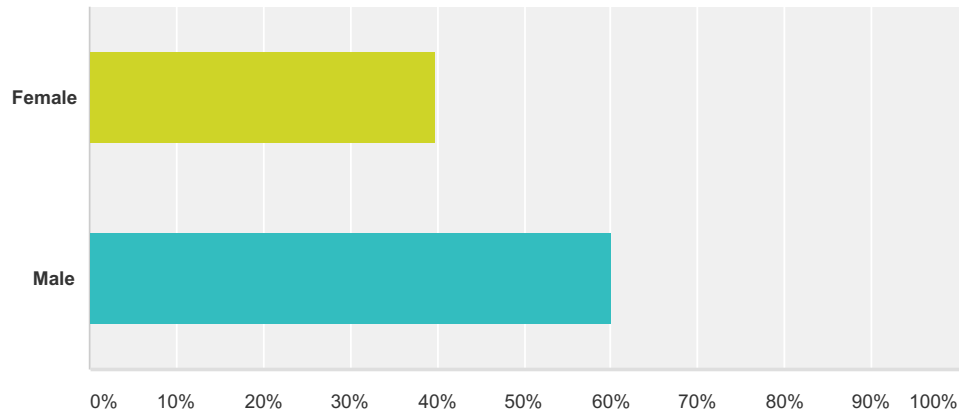
Answered: 133 Skipped: 7



Answer Choices	Responses
Own	63.91% 85
Rent	36.09% 48
Total	133

Q16 Gender?

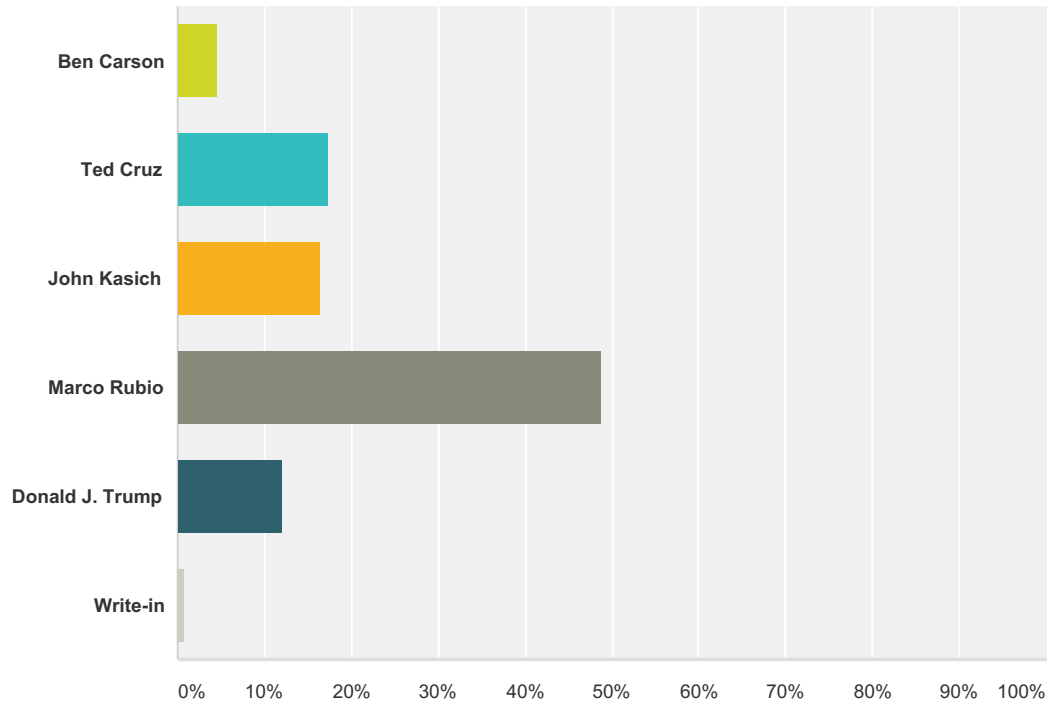
Answered: 133 Skipped: 7



Answer Choices	Responses
Female	39.85% 53
Male	60.15% 80
Total	133

Q17 While many people have changed who they support during this election, please let us know for whom you voted at the caucus on March 1?

Answered: 133 Skipped: 7



Answer Choices	Responses
Ben Carson	4.51% 6
Ted Cruz	17.29% 23
John Kasich	16.54% 22
Marco Rubio	48.87% 65
Donald J. Trump	12.03% 16
Write-in	0.75% 1
Total	133